

Design By Lievore Altherr Molina

This table lamp is ideal for reading. Designed by Lievore, Altherr, Molina. Defined by a smooth, flat base and delicate stem, which bends at an angle before meeting the gentle curve of its conical diffuser. Switch on the cable.

Spec sheet



Finish

- 10 White
NCS S 0300-N
- 42 Blue M1
NCS S 5010-B10G
- 21 Black Grey
NCS S 7000-N
- 25 Beige D1
NCS S 4005-Y50R
- 37 Terra Red
NCS S 4040-Y70R

LED

2700 K

Dimming

PUSH / CASAMBI

Installation type

Plug-in

LED

CRI>90 671 lm 115.69
2700 K

Driver

Constant Current 350 90~264 V V
50~60 Hz HZ

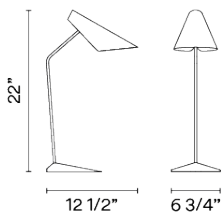
Dimmable IP20 Ψ_{eff} 50-60Hz PUSH

Application

Floor and Table Lamps

Packaging

1 Box
0.796 m x 0.292 m x 0.312 m
Gross weight 2.5
Net weight 1.9
Vol. 0.0725



Any modifications require a minimum order quantity and extra lead time

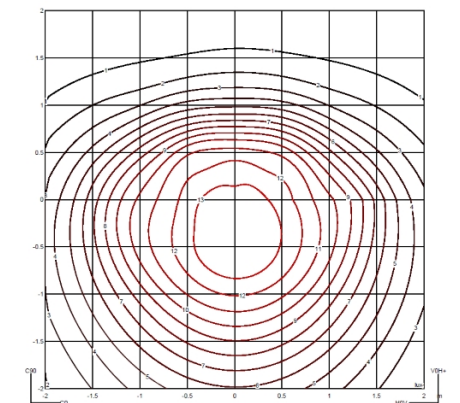
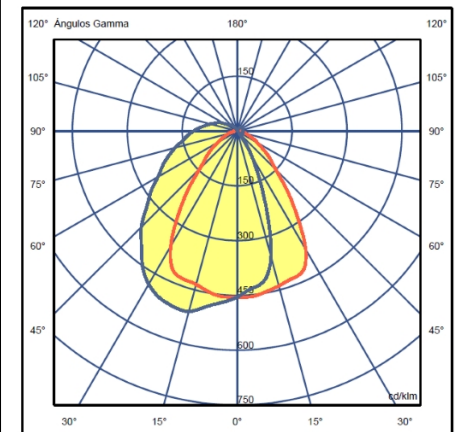
Lighting effect

Close Proximity

Lighting applications for illumination in close proximity to the user



Photometric Data



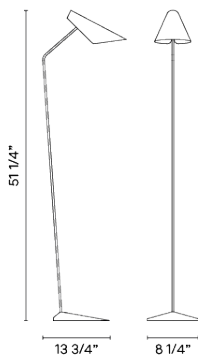
Efficiency 58.04 lm/W
Coordination System CG
Total Flux 186 lm
Maximum Value 510.94 cd

All of our products come with a two year standard warranty. Check US & Canada Term and Condition sales@vibia.com

Design By Lievore Altherr Molina

This floor lamp is ideal for reading. Designed by Lievore, Altherr, Molina. Defined by a smooth, flat base and delicate stem, which bends at an angle before meeting the gentle curve of its conical diffuser. Switch on the cable.

Spec sheet



Finish

- 21 Black Grey
NCS S 7000-N
- 10 White
NCS S 0300-N
- 37 Terra Red
NCS S 4040-Y70R
- 25 Beige D1
NCS S 4005-Y50R
- 42 Blue M1
NCS S 5010-B10G

LED

2700 K

Dimming

0-10 and TRIAC / CASAMBI

Installation type

Plug-in

LED

CRI>90 671 lm 115.69
2700 K

Driver

Constant Current 350 90~264 V V
50~60 Hz HZ

Dimmable IP20 Ψ_{st} 50-60Hz

Application

Floor and Table Lamps

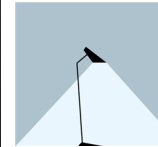
Packaging

1 Box
1.43 m x 0.3 m x 0.3 m
Gross weight 4
Net weight 3
Vol. 0.1287

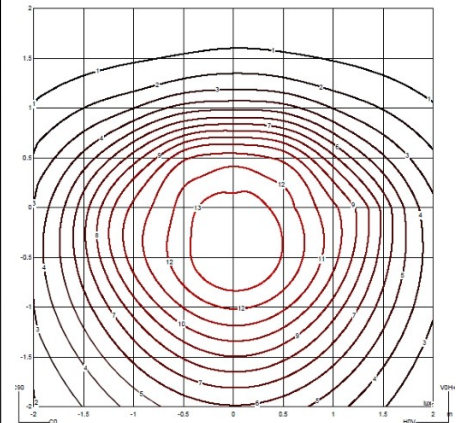
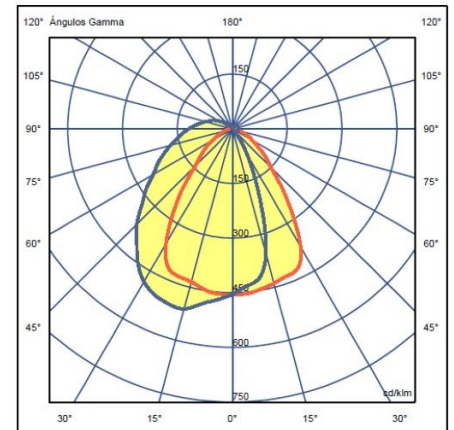
Lighting effect

Close Proximity

Lighting applications for illumination in close proximity to the user



Photometric Data



Efficiency 58.04 lm/W
Coordination System CG
Total Flux 186 lm
Maximum Value 510.94 cd

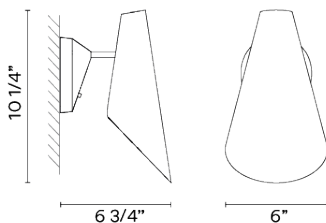
Min. Quantity, upcharge and extra lead time apply

All of our products come with a two year standard warranty. Check US & Canada Term and Condition sales@vibia.com

Design By Lieveore Altherr Molina

As a wall light, I.Cono's stem is cut short, instead emphasising the sculptural qualities of its shade and circular base. Angled to direct light in the desired direction, the fixture's smooth contours and crisp curves provide a slick, urban look that is softened by a range of warm and elegant hues.

Spec sheet



Any modifications require a minimum order quantity and extra lead time

- Finish**
- 21 Black Grey
NCS S 7000-N
 - 10 White
NCS S 0300-N
 - 25 Beige D1
NCS S 4005-Y50R
 - 37 Terra Red
NCS S 4040-Y70R
 - 42 Blue M1
NCS S 5010-B10G

LED 2700 K

Dimming On/Off

Installation type Surface

LED CRI>90 671 lm 115.69
2700 K

Driver Constant Current 350 120~277 V V
50~60 Hz HZ

IP20 Multi-volt U_L 50-60Hz

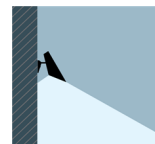
Application Wall Fixtures

Packaging 1 Box
0.21 m x 0.48 m x 0.21 m
Gross weight 1.1
Net weight 0.8
Vol. 0.0211

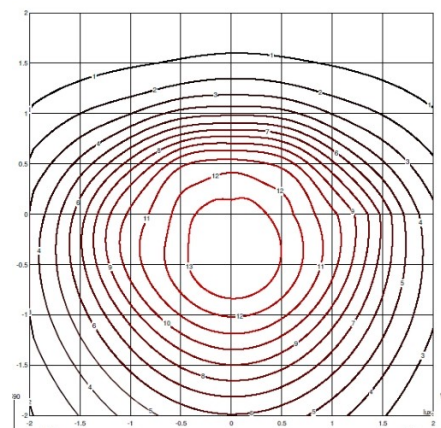
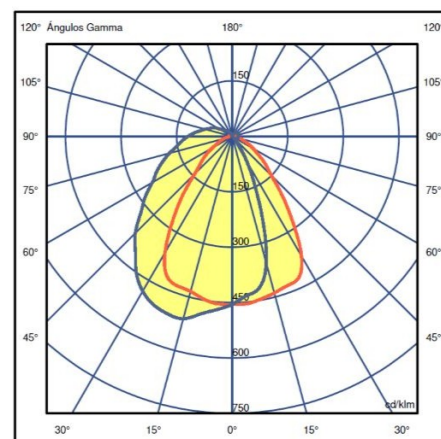
Lighting effect

Close Proximity

Lighting applications for illumination in close proximity to the user



Photometric Data



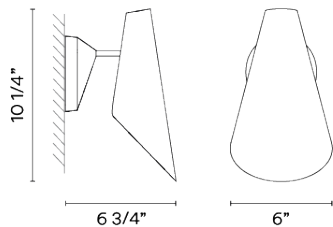

Efficiency 58.04 lm/W
Coordination System CG
Total Flux 186 lm
Maximum Value 510.94 cd

All of our products come with a two year standard warranty. Check US & Canada Term and Condition sales@vibia.com

Design By Lievore Altherr Molina

As a wall light, I.Cono's stem is cut short, instead emphasising the sculptural qualities of its shade and circular base. Angled to direct light in the desired direction, the fixture's smooth contours and crisp curves provide a slick, urban look that is softened by a range of warm and elegant hues.

Spec sheet



Any modifications require a minimum order quantity and extra lead time

- Finish**
- 42 Blue M1
NCS S 5010-B10G
 - 25 Beige D1
NCS S 4005-Y50R
 - 37 Terra Red
NCS S 4040-Y70R
 - 10 White
NCS S 0300-N
 - 21 Black Grey
NCS S 7000-N

LED 2700 K

Dimming 0-10V / TRIAC / On/Off

Installation type Surface / Remote basic

LED CRI>90 671 lm 115.69
2700 K

Driver Constant Current 350 120~277 V V
50~60 Hz HZ



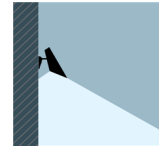
Application Wall Fixtures

Packaging 1 Box
0.21 m x 0.48 m x 0.21 m
Gross weight 1.1
Net weight 0.8
Vol. 0.0211

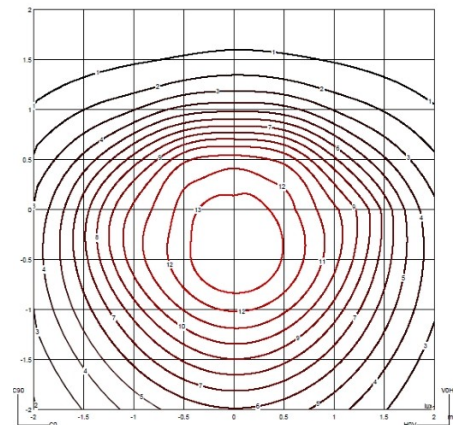
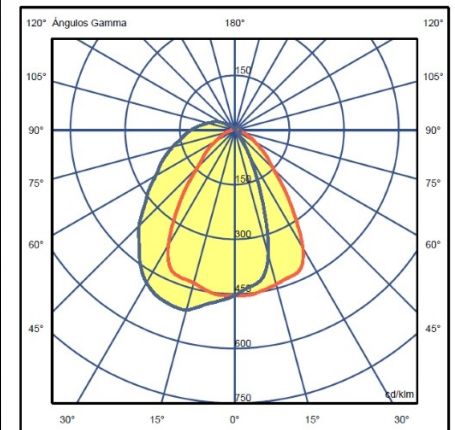
Lighting effect

Close Proximity

Lighting applications for illumination in close proximity to the user



Photometric Data



Efficiency 58.04 lm/W
Coordination System CG
Total Flux 186 lm
Maximum Value 510.94 cd

All of our products come with a two year standard warranty. Check US & Canada Term and Condition sales@vibia.com